







How to create a composer package in private gitlab repository.

Requirements

- **URL:** https://git.pegotec.pro
- **Domain:** git.pegotec.pro
- **Deploy Token Username:** pegotec-bucket
- **Deploy Token:** *****
- **Group ID:** 27
- **Package**
 - **Package Name:** pegotec/bucket
 - **Project ID:** 100
 - **Version:**1.0.1

Installation and implementations

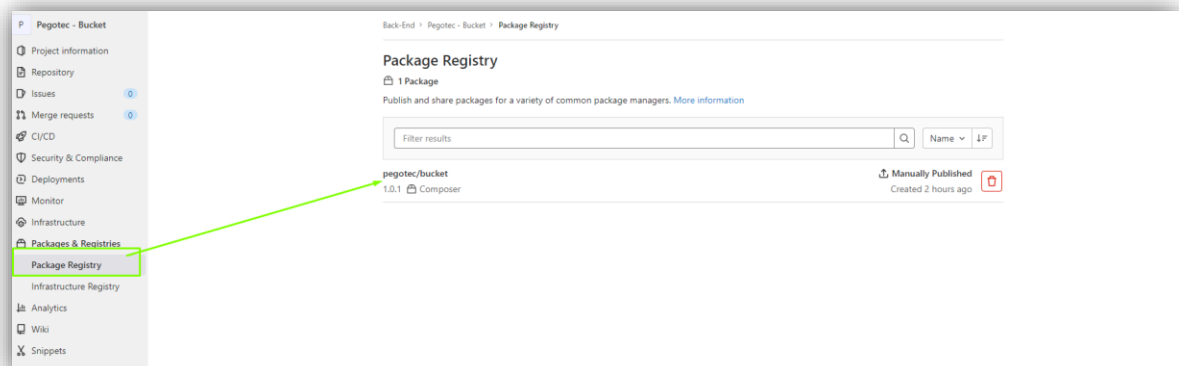
Create a new package with composer.json

Name	Last commit	Last update
 config	initail push with store and delete file and fol...	2 days ago
 src	initail push with store and delete file and fol...	2 days ago
 .gitignore	initail push with store and delete file and fol...	2 days ago
 README.md	change readme file with Pegotec Bucket title...	2 days ago
 composer.json	composer update	1 day ago
 composer.lock	initail push with store and delete file and fol...	2 days ago

```
{
  "name": "pegotec/bucket",
  "description": "The library is used for file operation like (Store,Delete,Read , Download and many more) on cloud server likes Amazon S3 , Digital Ocean Space",
  "minimum-stability": "dev",
  "type": "library",
  "autoload": {
    "psr-4": {
      "Pegotec\\Bucket\\": "src/"
    }
  },
  "authors": [
    {
      "name": "Pegotec",
      "email": "info@pegotec.net"
    }
  ],
  "require": {
    "league/flysystem-aws-s3-v3": "^1.0",
    "guzzlehttp/guzzle": "^7.4",
    "intervention/image": "^2.7"
  },
  "extra": {
    "laravel": {
      "providers": [
        "Pegotec\\Bucket\\Providers\\PegotecBucketServiceProvider"
      ]
    }
  }
}
```

Published Package using API using Deploy Token

- **Command**
`curl --data tag=<version> --header "Deploy-Token:<deploy_token>" "<URL>/api/v4/projects/<project_id>/packages/composer"`
- **Example**
`curl --data tag=1.0.1 --header "Deploy-Token:zpkJVxEzCHTbDN3SgBja" "https://git.pegotec.pro/api/v4/projects/100/packages/composer"`
- **Result in repository > Package and Registry (exits in sidebar menu)**



Install a Composer package

1. Add the Package Registry URL to your project's **composer.json** file, along with the package name and version to install:

- **Command**

composer config repositories.<group_id> composer <URL>/api/v4/group/<group_id>/-/packages/composer/

- **Example**

composer config repositories.27 composer https://git.pegotec.pro/api/v4/group/27/-/packages/composer/

- **Result in composer.json file**

```
"repositories": [{
  "type": "composer",
  "url": "https://git.pegotec.pro/api/v4/group/27/-/packages/composer/"
}]
```

2. Create an auth.json file with your GitLab credentials:

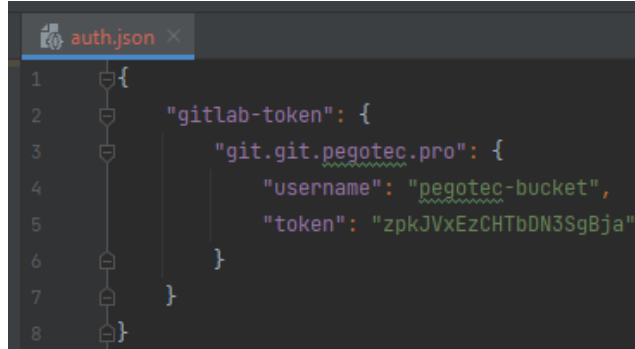
- **Command**

composer config gitlab-token.git.<domain> <deploy_token_username> <deploy_token>

- **Example**

composer config gitlab-token.git.git.pegotec.pro pegotec-bucket
zpkJVxEzCHTbDN3SgBja

- **Result in auth.json**



```
1 {
2   "gitlab-token": {
3     "git.git.pegotec.pro": {
4       "username": "pegotec-bucket",
5       "token": "zpkJVxEzCHTbDN3SgBja"
6     }
7   }
8 }
```

3. With the composer.json and auth.json files configured, we can install the package by running:

- **Command**

composer require <package_name>:<version>

- **Example**

composer require pegotec/bucket:1.0.1

- **Result in composer.json**

```
"require": {  
    "php": "^7.2.5",  
    "ext-json": "*",  
    "darkaonline/swagger-lume": "^8.0", 8.0  
    "elasticsearch/elasticsearch": "^7.16", v7.16.0  
    "flipbox/lumen-generator": "^8.2", 8.2.2  
    "guzzlehttp/guzzle": "^7.4", 7.4.1  
    "laravel/lumen-framework": "^7.0", v7.2.2  
    "pegotec/bucket": "1.0.1", 1.0.1  
    "php-amqplib/php-amqplib": "^3.0", v3.1.2  
    "robsontenorio/laravel-keycloak-guard": "^1.3", 1.3.4  
    "zircote/swagger-php": "3.*", 3.3.3  
}
```

References

- https://docs.gitlab.com/ee/user/packages/composer_repository/